




## Tips for Entering Math with the Equation Editor

Some math questions ask you to write your answer in a box like the ones to the right. The top box lets you write only math. The bottom box lets you write words and math. These boxes are NOT calculators. You should use this box the same way you use a pencil and paper to write your math answer.

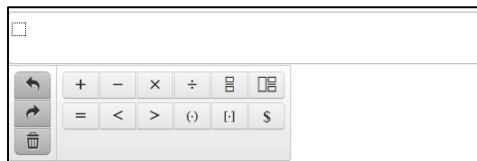
You can use the buttons and math symbols around the box to write your answer. You can also use the keyboard to enter numbers, letters, and some math symbols. Not all math symbols are on the keyboard.

Some of the math symbols on the screen may look familiar to you. Some math symbols may

look new, like the symbols for fraction  and mixed number .

If you are using a tablet, press the "More Symbols" button  to show the math menus.

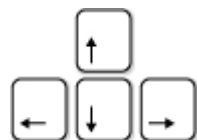
### Enter math only



### Enter words and math



### Moving Around or Changing Your Answer



Use the arrow keys on the keyboard to move around an equation and to move out of fractions or parentheses.

Three buttons that are useful for changing your answer:



"Undo" what you just entered



"Redo" to restore what you deleted



"Clear All" to start over

Some symbols like times or divide act on two numbers. You can change those symbols to other symbols, but to delete the symbol you first need to delete one of the numbers it acts on.

$2 + 3$  To replace a plus, select the plus, then press the button for the symbol you want

$2 + 3$  To delete a plus, first delete one of the numbers it acts on

### Fill-in-the-Blank Questions

If there is already math in an answer box, fill in all of the blanks to complete the answer. The "Clear All" button will erase only the blanks. If you don't know the full answer, fill in as much as you can. You may get partial credit.

$$2 + \square = 3 + \square = 5$$

Fill in the blanks