





# Unit 1 - Section 1 (Non-Calculator)

1. (A) (B) (C) (D)

2. Part A

⊖					
•	•	•	•	•	•
0	0	0	0	0	0
1	1	1	1	1	1
2	2	2	2	2	2
3	3	3	3	3	3
4	4	4	4	4	4
5	5	5	5	5	5
6	6	6	6	6	6
7	7	7	7	7	7
8	8	8	8	8	8
9	9	9	9	9	9

Part B

⊖					
•	•	•	•	•	•
0	0	0	0	0	0
1	1	1	1	1	1
2	2	2	2	2	2
3	3	3	3	3	3
4	4	4	4	4	4
5	5	5	5	5	5
6	6	6	6	6	6
7	7	7	7	7	7
8	8	8	8	8	8
9	9	9	9	9	9

3.

⊖					
•	•	•	•	•	•
0	0	0	0	0	0
1	1	1	1	1	1
2	2	2	2	2	2
3	3	3	3	3	3
4	4	4	4	4	4
5	5	5	5	5	5
6	6	6	6	6	6
7	7	7	7	7	7
8	8	8	8	8	8
9	9	9	9	9	9

4.

⊖					
•	•	•	•	•	•
0	0	0	0	0	0
1	1	1	1	1	1
2	2	2	2	2	2
3	3	3	3	3	3
4	4	4	4	4	4
5	5	5	5	5	5
6	6	6	6	6	6
7	7	7	7	7	7
8	8	8	8	8	8
9	9	9	9	9	9

5. Part A (A) (B) (C) (D) (E)  
Part B (A) (B) (C) (D) (E) (F)

6. (A) (B) (C) (D)

7. (A) (B) (C) (D) (E) (F) (G) (H)

8. (A) (B) (C) (D)

9. (A) (B) (C) (D) (E) (F) (G)

10. (A) (B) (C) (D) (E)





You have come to the end of the non-calculator section in Unit 1 of the test.

- You may review your answers in the non-calculator section **ONLY**. You will not be allowed to return to the non-calculator section once you have received your calculator.
- When you are ready to go on to the calculator section, raise your hand to receive your calculator.



PLEASE DO NOT WRITE IN THIS AREA



SERIAL #



# Unit 1 - Section 2 (Calculator)

Once you have received your calculator, continue into the calculator section.







13.

[Large empty rectangular box for student response]



14. Part A

Blank area for Part A

14. Part B

Blank area for Part B



PLEASE DO NOT WRITE IN THIS AREA



SERIAL #





**You have come to the end of the calculator section in Unit 1 of the test.**

- **Review your answers in the calculator section of Unit 1 only.**
- **Then, close your test booklet and answer document and raise your hand to turn in your test materials.**







19.

[Large empty rectangular box for student response]

Unit 2



20. Ⓐ Ⓑ Ⓒ Ⓓ Ⓔ Ⓕ

21. Ⓐ Ⓑ Ⓒ Ⓓ

Unit 2

PLEASE DO NOT WRITE IN THIS AREA



SERIAL #



22. Part A

Blank area for Part A response.

22. Part B

Blank area for Part B response.





29. Part A

Blank area for Part A response.

29. Part B

Blank area for Part B response.

PLEASE DO NOT WRITE IN THIS AREA



SERIAL #



30. (A) (B) (C) (D) (E)

Unit 2







**You have come to the end of Unit 2 of the test.**

- **Review your answers from Unit 2 only.**
- **Then, close your test booklet and answer document and raise your hand to turn in your test materials.**



PLEASE DO NOT WRITE IN THIS AREA



SERIAL #




# Unit 3 (Calculator)

31. (A) (B) (C) (D)

32. (A) (B) (C) (D)

33. Part A (A) (B) (C) (D)  
Part B (A) (B) (C) (D)

34.





35.

Large empty rectangular box for writing the answer to question 35.

PLEASE DO NOT WRITE IN THIS AREA



**SERIAL #**





36. (A) (B) (C) (D) (E)

37. Part A (A) (B) (C) (D)

Part B (A) (B) (C) (D)

Part C (A) (B) (C) (D)

Part D (A) (B) (C) (D)

38. (A) (B) (C) (D)






39. Part A

39. Part B



39. Part C



● 40. Ⓐ Ⓑ Ⓒ Ⓓ Ⓔ Ⓕ

PLEASE DO NOT WRITE IN THIS AREA



**SERIAL #**



41. Part A

41. Part B








You have come to the end of Unit 3 of the test.

- Review your answers from Unit 3 only.
- Then, close your test booklet and answer document and raise your hand to turn in your test materials.







Geometry

**Answer Document**

*Practice Test*

GEOFS